

Pella® 250 Series Vinyl Windows


Single-Hung Window | Florida Region PSE Simplified Package



Available at



Exceptional vinyl performance and style.



SINGLE-HUNG WINDOW PACKAGE:

- Foam insulation and triple weatherstripping
- ENERGY STAR® options available¹
- Performance upgrade
- High-altitude glazing (where applicable)
- Half fiberglass screen²
- Cam-action sash lock and integrated sash lift
- White 3-1/4-in. block frame or integral 5/8-in. flange frame (includes head expander and sill adapter)

\$329.00

up to and including 101 united inches (U.I.)

+ Add \$5.72 per U.I. for each U.I. over 101

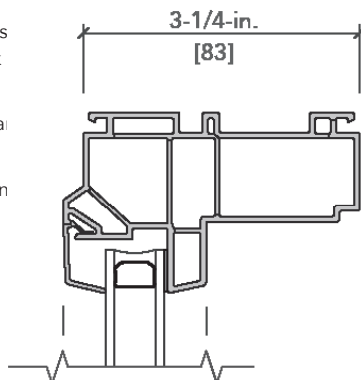
Window width + window height = U.I. (always round up). Example: A 35.25-in. x 71.5-in. window is equivalent to 108 U.I. This is 7 U.I. over 101. \$329.00 + (7 x \$5.72) = \$369.04

FRAME SIZE

	Minimum	Maximum
Width	14.5-in.	53.5-in.
Height	23.5-in.	77.5-in.

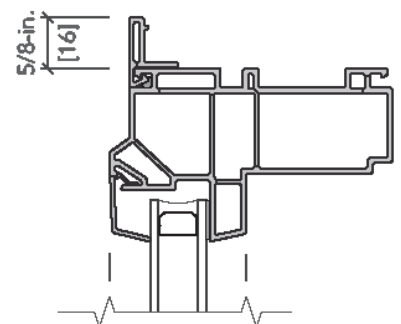
3-1/4-IN. BLOCK FRAME TYPE

- 3-1/4-in. block frame can be used in replacement of old aluminum or steel frame windows or pocket replacement in wood frames. They may also be used in new construction block concrete walls.
- The block frames include interior and exterior accessory grooves.
- Custom sizes are available in 1/8-in. increments for a precise fit.



INTEGRAL 5/8-IN. FLANGE FRAME

- The frame depth is 3-1/4-in. and includes interior accessory groove.
- Custom sizes are available in 1/8-in. increments for a perfect fit.



¹ Some Pella products may not meet ENERGY STAR® guidelines in Canada. For more information, contact your local Pella sales representative or go to energystar.gc.ca.

² Warning: Screen will not stop child or pet from falling out of window or door. Keep child or pet away from open window or door.

Pella® 250 Series Vinyl Windows

Single-Hung Window | Florida Region PSE Simplified Package

		Optional Upgrades in Grey	≤101 U.I.	>101 U.I.	Costs
FRAME TYPE	<input type="checkbox"/> 3-1/4 in. block frame		-	-	-
	<input type="checkbox"/> Integral 5/8 in. flange frame				
INTERIOR & EXTERIOR FINISH	White solid-color frame		-	-	-
	Solid-color frame	<input type="checkbox"/> Almond	\$18	\$18	
		<input type="checkbox"/> Fossil			
	Dual-color frame (White interior)	<input type="checkbox"/> Poplar White			
		<input type="checkbox"/> Tan			
		<input type="checkbox"/> Fossil	\$193	\$193	
	<input type="checkbox"/> Brown				
	<input type="checkbox"/> Portobello				
PERFORMANCE (PG 50)¹	High wind performance upgrade with triple weatherstripping		-	-	-
GLASS²	<input type="checkbox"/> Advanced Low-E insulating dual-pane glass				
	<input type="checkbox"/> NaturalSun Low-E insulating dual-pane glass		-	-	-
	<input type="checkbox"/> High altitude glass (where applicable)				
	Tempered glass		\$88	\$143	
	SunDefense™ Low-E dual-pane glass		\$21	\$29	
	Low-E insulating triple-pane glass		\$113	\$185	
GRILLES	No grilles		-	-	-
	3/4" contour color-matched Traditional grilles-between-the-glass		\$31	\$31	
HARDWARE (Color-matched to interior)	Cam-action sash lock		-	-	-
	AutoLock sash lock		\$14	\$14	

Options Total		+	Base Price		+	Installation Price		=	Grand Total	
---------------	--	---	------------	--	---	--------------------	--	---	-------------	--

¹ Performance ratings will vary depending on the size of the unit. Please contact Pella for additional performance information.

² Optional high-altitude Low-E insulating glass available with or without argon on select products.