

Danbury·Onslow CARRIAGE HOUSE


Enhance curb appeal with a price range you'll love.

Our most popular Steel Carriage House designs are available in two models that feature the industry-standard four-section tall functionality. Added benefits of each collection include exceptional energy efficiency, SafeShield protection and great overall value. Each model looks great and performs beautifully.

Available on: **PELLA®** **THERMASTAR BY PELLA®**



Onslow with Bead Board design in Golden Oak, Mission windows and Blue Ridge decorative hardware.



Danbury with Raised design in Wicker Tan, Arched Thames windows and Alpine handles.



Danbury with Recessed design in Sandtone, Thames windows and Alpine handles.




Onslow with Long Bead Board design in True White, Moonlite windows and Blue Ridge hardware.

Unique product benefits. Same carriage house design.

Danbury CARRIAGE HOUSE

The high R-value of the Pella® Danbury garage doors offer exceptional energy efficiency to help keep the extreme cold and heat out of the garage. 2" thick polystyrene insulation helps maintain the temperature in your garage – perfect for garages attached to your home.

Available on: **PELLA®**



*For True White Bead Board Panel only. 13.33 for all panels and colors except True White Bead Board Panel.

Onslow CARRIAGE HOUSE

Designed with SafeShield, the ThermaStar by Pella® Onslow garage doors are built to reduce the risk of serious hand and finger injuries, offering you and your families extra peace of mind.


Available on: **THERMASTAR BY PELLA®**



Danbury·Onslow CARRIAGE HOUSE



BEAD BOARD



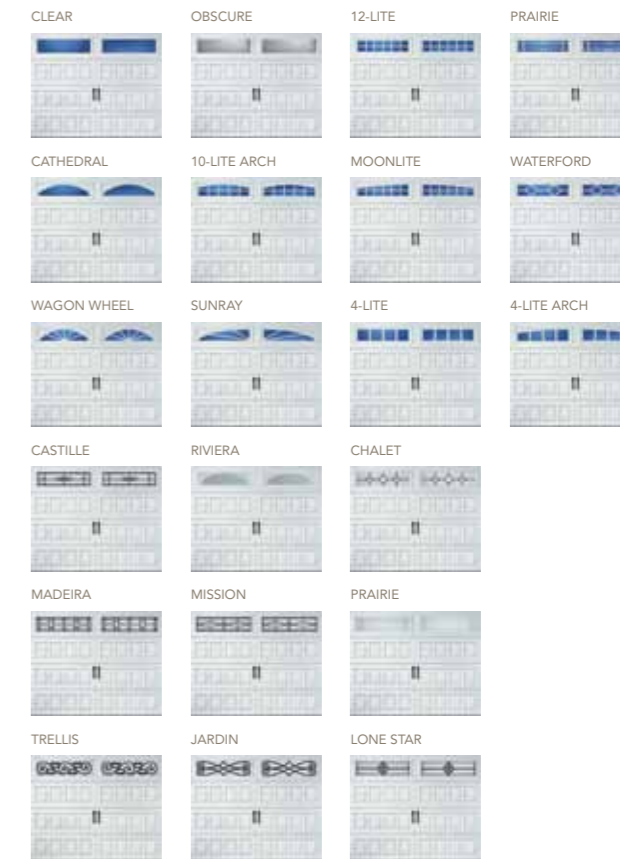


LONG BEAD BOARD



RECESSED



RAISED




COLORS



¹ Only available in Onslow.
 † Only available in Onslow 3-layer construction.
 * Price Upcharge Applies

Pella steel doors arrive pre-painted; for custom colors, exterior latex paint must be used. Visit www.pellagaragedoors.com for instructions on painting.

DECORATIVE HARDWARE



SPECIFICATIONS

	4-SECTION CARRIAGE HOUSE			
	THERMASTAR by PELLA® ONSLOW	PELLA® DANBURY		
DOOR CONSTRUCTION	1-Layer	2-Layer	3-Layer	3-Layer
DOOR THICKNESS	2"	2"	1-3/8"	2"
INSULATION R-VALUE	na	6.6	6.5	19.4
SAFESHIELD	•	•	•	na
WIND LOAD¹	90-155 MPH	90-155 MPH	90-155 MPH	90-155 MPH
WARRANTY				
Finish	15 Years	25 Years	Lifetime	Lifetime
Hardware	2 Years	4 Years	6 Years	Lifetime
Labor	1 Year	1 Year	1 Year	1 Year

¹Based on ASCE 7-05, in select sizes.