



VINYL

# Pella® 250 Series

\$\$



Pella 250 Series double-hung window

## FEATURES

Smooth, clean lines for a higher quality look than ordinary vinyl  
 Exceptional energy efficiency with double- and triple-pane glass options  
 Popular colors and features and Pella's exclusive weather repel system

## WINDOW STYLES

Specialty shapes, custom sizes and fixed configurations are also available.



AWNING

BAY OR BOW

CASEMENT

DOUBLE-HUNG

SINGLE-HUNG

SLIDING



# Colors & Finishes PELLA® 250 SERIES

---

## FRAME COLORS

Create a signature look with solid-color and dual-color frames. Dual-color frames allow you to choose a different color for the exterior with a white interior.

### SOLID-COLOR:



### DUAL-COLOR FRAMES:

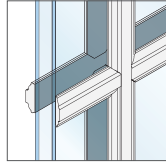


# Grilles PELLA® 250 SERIES

## GRILLES

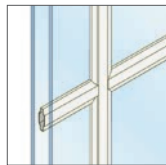
Choose the look of simulated divided light or make cleaning easier by selecting grilles-between-the-glass.

### COLOR-MATCHED SIMULATED-DIVIDED-LIGHT:



**CONTOUR 7/8"**

### GRILLES-BETWEEN-THE-GLASS:<sup>1</sup>



**CONTOUR 3/4"**  
Color-Matched Interior  
and 11 Exterior Colors




**CONTOUR 1"**  
White or Almond Only



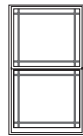
**FLAT 5/8"**  
White or Almond Only

## GRILLE PATTERNS

Choose from a variety of grille patterns for the traditional look of divided light.<sup>2</sup>




**6-LITE PRAIRIE**



**9-LITE PRAIRIE**



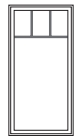
**9-LITE PRAIRIE**  
Top Sash Only



**TRADITIONAL**



**TRADITIONAL**  
Top Sash Only



**TOP ROW**



**CUSTOM**  
Equally Divided



**STARBURST<sup>3</sup>**



**SUNBURST<sup>3</sup>**



**PERIMETER<sup>3</sup>**



**TRADITIONAL**



**PRAIRIE**

<sup>1</sup> Appearance of exterior grille color may vary depending on the Low-E insulating glass selection.

<sup>2</sup> Grille patterns offered may vary per product. See specific product information for availability.

<sup>3</sup> Only available with a curved product or curved glass.

# Window Hardware PELLA® 250 SERIES

---

## FOLD-AWAY CRANK

Folds neatly out of the way so it won't interfere with roomside window treatments. Finishes match frame colors.



FOLD-AWAY  
CRANK

### COLOR-MATCHED FINISHES:

WHITE

ALMOND

## CAM-ACTION LOCK

Pella's cam-action locks pull the sashes against the weatherstripping for a tighter seal. Optional AutoLock hardware automatically locks the window when it is shut, simply close the sash and confirm it latches.



CAM-ACTION  
LOCK



AUTOLOCK

### COLOR-MATCHED FINISHES:

WHITE

ALMOND

## INTEGRATED SASH LIFT

Make raising and lowering single- and double-hung window sashes easy with a standard, integrated sash lift.



WINDOW INTEGRATED  
SASH LIFT

### COLOR-MATCHED FINISHES:

WHITE

ALMOND

## WINDOW LIMITED OPENING DEVICES

A vent stop can be engaged or disengaged manually and restricts how far the bottom sash of a double-hung window can open. A window opening control device (WOCD) complies with a safety standard and allows for ventilation, emergency escape and rescue when released. A WOCD automatically limits the sash opening to less than four inches, unless it is intentionally disengaged, enabling the sash to fully open.



VENT  
STOP



OPENING  
CONTROL  
DEVICE

### COLOR-MATCHED FINISHES:

WHITE

ALMOND

# Glass PELLA® 250 SERIES

---

## INSULSHIELD® LOW-E GLASS

Advanced Low-E insulating dual- or triple-pane glass with argon<sup>1</sup>

NaturalSun Low-E insulating dual- or triple-pane glass with argon<sup>1</sup>

SunDefense™ Low-E insulating dual-pane glass with argon<sup>1</sup>

---

## ADDITIONAL GLASS OPTIONS

Bronze-tinted Advanced Low-E insulating glass with argon<sup>1</sup>

High-altitude InsulShield Low-E insulating glass<sup>1</sup>

Obscure insulating glass<sup>1,2</sup>

Tempered glass

# Screens<sup>3</sup>

---

## FLAT

Durable and functional, conventional fiberglass screens are available on all venting vinyl windows.

<sup>1</sup> InsulShield Low-E insulating glass is available without argon in most products.

<sup>2</sup> Available in both double-pane and triple-pane glass.

<sup>3</sup> Warning: Screen will not stop child or pet from falling out of window or door. Keep child or pet away from open window or door.

---

Want to learn more? Call us at 833-44-PELLA or visit [pella.com](http://pella.com)



**The confidence of Pella's warranty.**

Pella® products are backed by some of the strongest warranties in the business. See written limited warranty for details, including exceptions and limitations, at [pella.com/warranty](http://pella.com/warranty).



Connect with Pella:

