

Pella® 250 Series Vinyl Windows



Available at



PSE EXCLUSIVE Fixed Rectangle (East Region) | PSE Simplified Package

Strength and security for enhanced peace of mind.

Offering stronger frames than ordinary vinyl¹ and double-strength glass for increased durability and security.



FIXED RECTANGLE WINDOW PACKAGE:

- ENERGY STAR® options available²
- Foam-insulated sash and frame
- Double-strength glass

\$445.00

up to and including 101 united inches (U.I.)

+ Add \$9.76 per U.I. for each U.I. over 101

Window width + window height = U.I. (always round up).

Example: A 35.25-in. x 71.5-in. window is equivalent to 108

U.I. This is 7 U.I. over 101. \$445.00 + (7 x \$9.76) = \$513.32

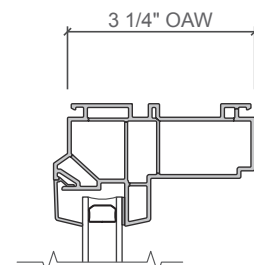
FRAME SIZE

	Minimum	Maximum
Width	11.5-in.	108-in.
Height	11.5-in.	108-in.

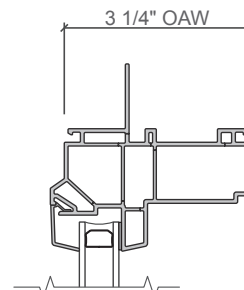
Note: Maximum of 108-in. in one direction; 48 sq. ft. maximum

FRAME TYPES

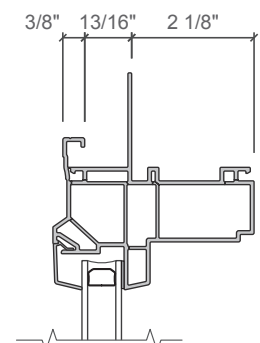
- 3-1/4-in. block frame can be used in replacement of old aluminum or steel frame windows or pocket replacement in wood frames. They may also be used in new construction block or concrete walls.
- The block frames include interior and exterior accessory grooves.
- 3-1/4-in. nail fin frame can be used in new construction applications and allow for an easy installation.
- Custom sizes are available in 1/8-in. increments for a precise fit.



3-1/4-in. block frame



3-1/4-in. nail fin frame



3-1/4-in. nail fin with j-channel frame

¹ Based on the force required to bend a window frame profile.

² Some Pella products may not meet ENERGY STAR® certification in Canada. For more information, contact your local Pella sales representative or go to nrcan.gc.ca/energy/products/categories/fenestration/13739.

Pella® 250 Series Vinyl Windows

PSE EXCLUSIVE Fixed Rectangle (East Region) | PSE Simplified Package

		Optional Upgrades in Gray	≤101 U.I.	>101 U.I.	Costs
FRAME TYPE	<input type="checkbox"/> 3-1/4-in. block frame		-	-	-
	<input type="checkbox"/> 3-1/4-in. nail fin frame		\$4	\$4	
	<input type="checkbox"/> 3-1/4-in. nail fin with j-channel frame				
INTERIOR & EXTERIOR FINISH	White solid-color frame		-	-	-
	Solid-color frame	<input type="checkbox"/> Almond <input type="checkbox"/> Fossil	\$30	\$30	
	Dual-color frame (White interior)	<input type="checkbox"/> Brown <input type="checkbox"/> Black	\$327	\$327	
GLASS²	<input type="checkbox"/> Advanced Low-E insulating dual-pane glass		-	-	-
	<input type="checkbox"/> NaturalSun Low-E insulating dual-pane glass				
	SunDefense™ Low-E insulating dual-pane glass		\$36	\$47	
	Tempered glass		\$149	\$243	
	Low-E insulating triple-pane glass		\$192	\$313	
GRILLES	No grilles		-	-	-
	3/4-in. contour color-matched Traditional grilles-between-the-glass		\$51	\$51	

Options Total + Base Price + Installation Price = Grand Total

¹ Performance ratings will vary depending on the size of the unit. Please contact Pella for additional performance information.

² Optional high-altitude Low-E insulating glass available with or without argon on select products.