

Pella® Lifestyle Series

Clad/Wood



#1 performing wood window and patio door for the combination of energy, sound and value.¹

Triple-pane casement



Dual-pane casement



- **Performance redefined**

You don't have to compromise on any aspect of performance. Available performance solutions offer an unbeatable combination of energy efficiency, sound control and value.¹

- **Energy Star® certified²**

Pella products offer energy-efficient options that will meet or exceed ENERGY STAR guidelines in all 50 states. Pella Lifestyle Series products with triple-pane glass have been awarded ENERGY STAR Most Efficient Mark in 2021.

- **Enhanced sound control**

Our patented, triple-pane design with Advanced Low-E glass allows for mixed glass thickness for enhanced sound dampening resulting in an average 52% noise reduction versus single-pane windows.³

- **Popular features and options**

Low-maintenance aluminum-clad exteriors. Factory prefinish with a choice of several paints and stains, or choose primed or unfinished. Several grille types and patterns and high-transparency screens are also available.

- **Intentional design for improved durability**

Intentional jamb/sill design helps seal the end grain of the wood and elevates it off the rough opening, reducing the potential for moisture.

- **Durable 3-way corner joint**

Three-way corner joints are made up of mortise-and-tenon, metal fasteners and commercial adhesive for added strength and durability.

- **Low-maintenance exteriors**

Aluminum-clad exteriors with EnduraClad® finish resists fading and chalking. It is applied in an overlapping fashion for exceptional protection.

- **Exclusive wood protection**

Pella's exclusive EnduraGuard® wood protection is applied after the pieces have been cut and milled, but prior to final assembly. It provides advanced protection against the effects of moisture, decay, stains from mold and mildew – as well as termite damage.

- **Best limited lifetime warranty⁴**

Pella Lifestyle Series products are covered by the best limited lifetime warranty in the industry for wood windows and patio doors.⁴

- **Testing beyond requirements**

At Pella, our products are tested beyond requirements to help ensure they have long-lasting performance and reduce call-backs for you.

Available in these window and patio door styles:⁵



Special shape windows also available.

^{1,2,3,4,5} See back cover for disclosures.

Product Specifications

Window & Patio Door Styles	Min. Width	Min. Height	Max. Width	Max. Height	Performance Class & Grade	Performance Values		
						U-Factor	SHGC	STC
Awning Dual-pane vent	21"	17"	59"	59"	LC30	0.25-0.35	0.19-0.51	25-28
Awning Triple-pane vent	21"	17"	59"	59"	LC25-CW50	0.12-0.19	0.24-0.56	31-37
Casement Dual-pane vent	17"	17"	35"	73"	LC30-LC50	0.25-0.35	0.19-0.51	25-31
Casement Triple-pane vent	17"	17"	35"	73"	R20-CW50	0.20-0.25	0.17-0.46	31-37
Fixed Casement Dual-pane	17"	17"	73"	73"	LC30-LC50	0.23-0.50	0.19-0.66	29-32
Fixed Casement Triple-pane	17"	17"	73"	73"	R20-CW50	0.19-0.24	0.17-0.46	33-37
Double-Hung Dual-pane vent	21"	35"	41.5"	77"	LC30-LC50	0.19-0.66	0.20-0.56	27-31
Hinged Patio Door Dual-pane single door	30"	80"	38"	96"	LC50	0.25-0.29	0.18-0.48	31
Hinged Patio Door Triple-pane single door	30"	80"	38"	96"	LC55	0.22-0.26	0.14-0.38	34-36
Hinged Patio Door Dual-pane double door	60"	80"	75"	96"	LC50	0.25-0.29	0.18-0.48	30-32
Hinged Patio Door Triple-pane double door	50"	80"	75"	96"	LC55	0.22-0.26	0.14-0.38	34-36
Sliding Patio Door Dual-pane single-door fixed (O)	31"	80"	49"	96"	CW50	0.24-0.33	0.18-0.51	27
Sliding Patio Door Triple-pane single-door fixed (O)	31"	80"	49"	96"	CW60	0.21-0.27	0.17-0.45	33-36
Sliding Patio Door Dual-pane double-door vent (OX or XO)	60"	80"	96"	96"	R20-LC50	0.24-0.33	0.18-0.51	29-32
Sliding Patio Door Triple-pane double-door vent (OX or XO)	60"	80"	96"	96"	R25-LC60	0.21-0.27	0.17-0.45	33-36

Window sizes available in 1/4" increments

Special sizes available in triple-pane patio doors. For more information regarding performance, visit pella.com/performance. For more information regarding frame and installation types, visit installpella.com.

Window Hardware

Essential Collection

Select from popular designs and finishes to suit every style.



Fold-away Crank




Cam-Action Lock

Finishes:



Champagne




White



Brown



Matte Black



Satin Nickel



Satin Brass⁶

Patio Door Hardware

Essential Collection

Elevate your style and transform a home with elegant selections.



Hinged Patio Door Handle




Sliding Patio Door Handle

Finishes:



Champagne



White



Brown



Matte Black



Satin Nickel



Satin Brass⁶

^{6,7} See back cover for disclosures.

Colors

Prefinished Pine Interior Colors

We can prefinish pine in your choice of several paint and stain colors. Unfinished or primed and ready-to-paint are also available.




Aluminum-Clad Exterior Colors

Our low-maintenance EnduraClad® exterior finish resists fading and helps protect windows and patio doors for years. Seacoast EnduraClad protective finish for coastal projects with high salt exposure is also available.



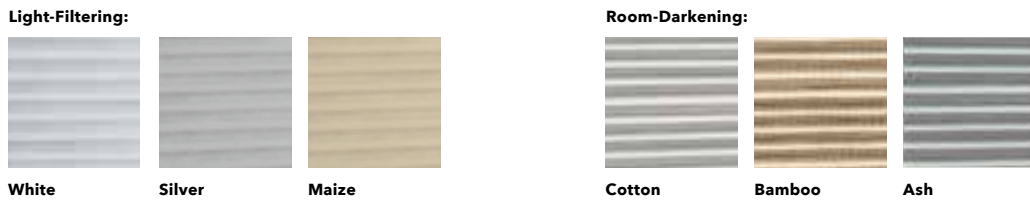
Integrated Blinds⁷

Raise blinds up for an unobstructed view or tilt to let in just the right amount of light. Our best integrated and accessible blinds are available manual or motorized with Pella® Insynctive® technology.



Integrated Shades⁷

Our best integrated fabric shades feature a white exterior fabric for a uniform look from the street. Integrated and accessible shades are available manual or motorized with Pella Insynctive technology.



Haven't landed on the final blind or shade color selection? No problem. With our patented triple-pane design, you and your customer can make those decisions later in the schedule. Our triple-pane products come with all of the hardware to add a blind or shade straight from the factory or at a later time in the building or remodeling process.

Added Peace of Mind

Integrated Security Sensors

Integrated wireless security sensors maintain aesthetics, streamline security installation and ensure no warranty loss is caused by post-installation drilling. Sensors can be monitored via the free Pella® Insynctive® App and are compatible with major security panel systems.⁸ For more information, go to connectpella.com.

^{7,8} See back cover for disclosures.

Performance Packages

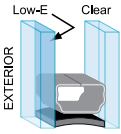
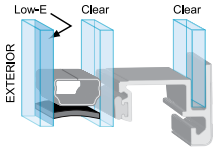
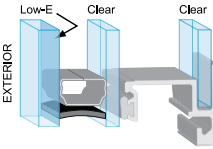
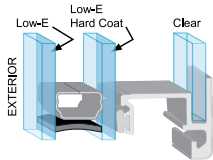
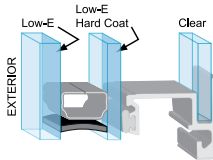
To make things easier, we've created performance packages.

Performance solutions offer an unbeatable combination of energy efficiency, sound control and value.¹ Create room-by-room solutions with the upgraded triple-pane glass design.

All values below are averages compared with single-pane windows.



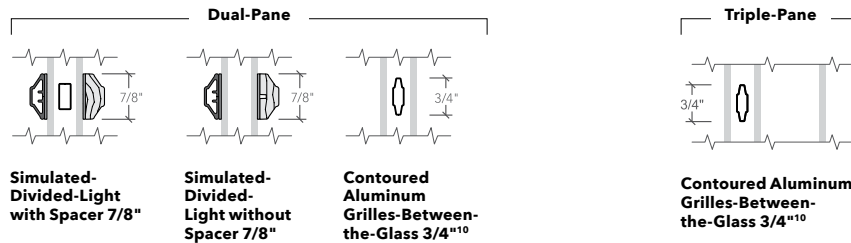
Pella® Lifestyle Series offers products awarded ENERGY STAR® Most Efficient for 2021.²

Base	Performance	Sound Control	Energy Efficiency	Ultimate Performance
	71% More Energy Efficient ² + 34% Noise Reduction ³	52% Noise Reduction ³	83% More Energy Efficient ²	79% More Energy Efficient ² + 52% Noise Reduction ³
 <p>Advanced Low-E</p> <p>Two panes of insulating, energy-efficient glass and our most popular features and options.</p>	 <p>Advanced Low-E SunDefense Low-E or NaturalSun Low-E</p> <p>A triple-pane glass design for a combination of both improved energy efficiency and sound performance.</p>	 <p>Advanced Low-E Sound-reduction glazing</p> <p>Triple-pane glass design featuring mixed glass thicknesses for enhanced sound dampening.</p>	 <p>AdvancedComfort</p> <p>A triple-pane glass design with upgraded AdvancedComfort Low-E glass for enhanced energy efficiency.</p>	 <p>AdvancedComfort Sound-reduction glazing</p> <p>A triple-pane glass design featuring mixed glass thicknesses with upgraded AdvancedComfort Low-E glass for enhanced energy efficiency.</p>

Patented triple-pane glass design gives flexibility to add integrated blinds or shades without impacting performance.

Grilles

Choose the look of true divided light, removable room-side grilles or make cleaning easier by selecting grilles-between-the-glass.



The Best Limited Lifetime Warranty in the Industry

We know your reputation matters and you stake your reputation on quality, dependable products. That's why we have the best limited lifetime warranty in the industry for wood windows and patio doors.⁴

¹ Performance solutions require upgrades to triple-pane, AdvancedComfort Low-E and mixed glass thickness. Based on comparing product quotes and published STC/OITC and U-Factor ratings of leading national wood window and patio door brands.

² Some Pella products may not meet ENERGY STAR certification in Canada. For more information, contact your local Pella sales representative or go to nrcan.gc.ca/energy/products/categories/fenestration/13739.

³ Reduction in sound based on OITC ratings of Pella Lifestyle Series windows with respective performance package compared to a single-pane wood or vinyl window with an OITC of 19. Calculated by using the sound transmission loss values in the 80 to 4000 Hz range as measured in accordance with ASTM E-90(09). Actual results may vary.

⁴ Based on comparing written limited warranties of leading national wood window and wood patio door brands. See written limited warranty for details, including exceptions and limitations, at pella.com/warranty.

⁵ Double-hung windows available in dual-pane only.

⁶ Available early 2022.

⁷ Available with triple-pane products only.

⁸ Requires the Insynctive App on a smart device, an Insynctive Bridge and a wireless home router with internet connection.

⁹ Window energy efficiency calculated in a computer simulation using RESFEN 6.0 default parameters for a 2000 sq. foot new construction single-story home when Pella Lifestyle Series windows with the respective performance package are compared to a single-pane wood or vinyl window. The energy efficiency and actual savings will vary by location. The average window energy efficiency is based on a national average of 94 modeled cities across the country and weighting based on population. For more details see pella.com/methodology.

¹⁰ Appearance of exterior grille color may vary depending on the Low-E insulating glass selection.