

Pella® Entry Doors: Fiberglass

PS-E Simplified Package



The #1 preferred entry door brand by homeowners.¹

Make a personal design statement with Pella's curated collection.

Pella Entry Doors are a step above the rest – and the perfect complement to Pella windows and patio doors.

Enhanced Security and Safety

- Maintain your family's privacy while letting in light with several obscure glass styles.
- Gain peace of mind with Pella's optional integrated security sensors that allow you to monitor windows and doors with the free Pella Insynctive® app whether you're at home or away.

Long-Lasting Performance

- Choose a low-maintenance fiberglass entry door with an energy-efficient, rot resistant frame for years of dependable performance.
- Durable fiberglass entry doors will not rust or dent, ensuring long-lasting beauty.

Energy Efficiency

- Complete panel and frame system provides years of exceptional energy efficiency and performance.
- Low-E insulating glass provides thermal protection from both heat and cold – making it a great choice for all climates.



BACKED BY ONE OF THE BEST WARRANTIES IN THE BUSINESS²



¹ Study of homeowner perceptions of leading national brands. Study commissioned by Pella, 2021.

² See written limited warranties for complete details, including exceptions and limitations, at PellaAtLowe.com/Support, or contact Pella Customer Service at 866-597-3552.

FULL LIGHT



DECORATIVE GLASS



Tune



Avoca



Huxley

OBSCURE GLASS



Satin Etch



Double Water



Cross Reed

STANDARD GLASS



Low-E

Grains:

- Oak Mahogany
 Fir³ Smooth

Grilles:

- Simulated-Divided-Light Grilles¹
 Fixed Grilles¹

Integrated Blinds:

- Blinds-Between-The-Glass²

3/4 LIGHT



DECORATIVE GLASS



Tune



Avoca



Huxley

STANDARD GLASS



Low-E


Grains:

- Fir³ Smooth
 Mahogany³

Grilles:

- Simulated-Divided-Light Grilles¹

1/2 LIGHT 2 PANEL



DECORATIVE GLASS



Tune



Avoca



Huxley

OBSCURE GLASS



Satin Etch



Double Water



Cross Reed

STANDARD GLASS



Low-E

Grains:

- Oak Mahogany
 Fir³ Smooth

Grilles:

- Simulated-Divided-Light Grilles¹
 Fixed Grilles¹

Integrated Blinds:

- Blinds-Between-The-Glass²

AVAILABLE CONFIGURATIONS



Single door



Single door with sidelight



Single door with two sidelights



Single door with transom and two sidelights

HINGE POSITIONS

Out-Swing (Opens to Exterior)



Left



Right

In-Swing (Opens to Interior)



Left



Right

CRAFTSMAN LIGHT



DECORATIVE GLASS



Tune



Pel



Lucas



Danbury

OBSCURE GLASS



Satin Etch



Double Water



Cross Reed

STANDARD GLASS



Low-E


- Grains:
- Fir³
 - Smooth

- Grilles:
- Grilles-Between-The-Glass²
 - Fixed Grilles¹
 - Simulated-Divided-Light Grilles¹

3/4 DELUXE OVAL LIGHT



DECORATIVE GLASS



Avoca



Huxley

- Grains:
- Oak³
 - Smooth³

FLUSH GLAZED FULL LIGHT



OBSCURE GLASS



Satin Etch




Double Water



Cross Reed

STANDARD GLASS



Low-E

- Grains:
- Fir
 - Smooth


- Grilles:
- Grilles-Between-The-Glass²
 - Simulated-Divided-Light Grilles¹

- Integrated Blinds:
- Blinds-Between-The-Glass¹

PANEL GRAIN TYPES:



Smooth




Oak Textured



Mahogany Textured



Fir Textured



GRILLES- OR BLINDS-BETWEEN-THE-GLASS²

- Sealed between panes of glass.
- Provides a smooth surface for easier glass cleaning.



SIMULATED-DIVIDED-LIGHT GRILLES OR FIXED GRILLES¹

- Creates the elegant and authentic look of individual panes.

¹ Available only with Low-E glass and Satin Etch or Double Water obscure glass.

² Available with Low-E glass only

³ Availability may be limited. Please see your Lowe's associate for more information.

Pella® Entry Doors: Fiberglass

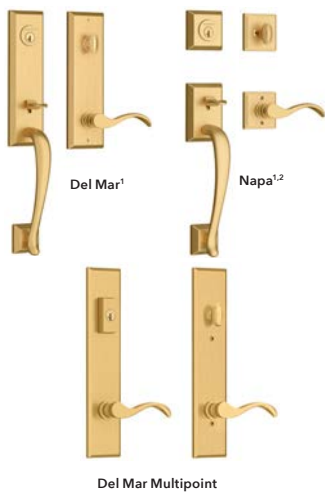
PS-E Simplified Package

DOOR PANEL AND FRAME FINISHES

Prefinished stain or paint (1 color) for panel and frame

GOLDEN OAK	PROVINCIAL	WHITE	SOFT LINEN	PARCHMENT	BROWN	SMOKE GRAY
RED MAHOGANY	DARK MAHOGANY	WOLF GRAY	DEEP GRAPHITE	BLACK	BRICK RED	SPICE RED
CHARCOAL	EARLY AMERICAN	BUFF	SAGE	PINE GREEN	BLUE ASH	NAVY BLUE

CLASSIC HARDWARE COLLECTION



OIL-RUBBED BRONZE	MATTE BLACK
SATIN NICKEL	SATIN BRASS

MODERN HARDWARE COLLECTION



POLISHED CHROME	MATTE BLACK
SATIN NICKEL	SATIN BRASS

RUSTIC HARDWARE COLLECTION



DISTRESSED NICKEL	DISTRESSED BRONZE
-------------------	-------------------

ESSENTIAL HARDWARE COLLECTION



BRIGHT BRASS	SATIN NICKEL
OIL-RUBBED BRONZE	

HINGE FINISHES



BRASS	SATIN NICKEL	STAINLESS STEEL	MATTE BLACK
-------	--------------	-----------------	-------------

SILL FINISHES



MILL	BLACK
------	-------

<input type="text"/>	+	<input type="text"/>	=	<input type="text"/>
Product Quoted Price		Estimated Install		Total

Associate Name _____

Phone _____

¹ Availability by product style and line may vary.

² Eclipse Multipoint and Grip Multipoint lock not available in Oil-Rubbed Bronze.

NOTE: Product specifications may change without notice. Actual colors may vary from those shown, and products may vary slightly from illustrations and photos.